



## Dispersion and orientation of single-walled carbon nanotubes in a chromonic liquid crystal

Nawel Ould-Moussa, Christophe Blanc, Camilo Zamora-Ledezma, Oleg D. Lavrentovich, Ivan I. Smalyukh, Mohammad F. Islam, A.G. Yodh, Maryse Maugey, Philippe Poulin, Eric Anglaret & Maurizio Nobili

To cite this article: Nawel Ould-Moussa, Christophe Blanc, Camilo Zamora-Ledezma, Oleg D. Lavrentovich, Ivan I. Smalyukh, Mohammad F. Islam, A.G. Yodh, Maryse Maugey, Philippe Poulin, Eric Anglaret & Maurizio Nobili (2013) Dispersion and orientation of single-walled carbon nanotubes in a chromonic liquid crystal, *Liquid Crystals*, 40:12, 1628-1635, DOI: [10.1080/02678292.2013.772254](https://doi.org/10.1080/02678292.2013.772254)

To link to this article: <https://doi.org/10.1080/02678292.2013.772254>



Published online: 21 Feb 2013.



Submit your article to this journal




Article views: 1144



View related articles




Citing articles: 45 View citing articles

**INVITED ARTICLE****Dispersion and orientation of single-walled carbon nanotubes in a cholesteric liquid crystal****Keywords:****1. Introduction**

The dispersion and orientation of single-walled carbon nanotubes (SWCNTs) in a cholesteric liquid crystal (CLC) is a topic of great interest in the field of nanotechnology. The CLC is a phase of matter that exhibits a periodic arrangement of molecules, which can be used to create a variety of optical devices. The SWCNTs are a type of carbon nanotube that has a diameter of approximately 1 nm and a length of up to several micrometers. They are known for their exceptional mechanical and electrical properties, and their ability to be dispersed in a variety of solvents.



In this paper, we will discuss the dispersion and orientation of SWCNTs in a CLC. We will first describe the structure of a CLC and the properties of SWCNTs. We will then discuss the experimental methods used to study the dispersion and orientation of SWCNTs in a CLC. Finally, we will discuss the results of our experiments and the implications of our findings.

A handwritten musical score on a five-line staff. The notation includes various note values, stems, and beams. There are several blue markings on the first line, including a blue slash and two blue dots. The score concludes with a double bar line and a percentage symbol (%).



### 3. Results and discussion

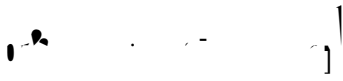
#### 3.1 Phase diagram











**References**



